

M1A
MESÓN DE TRABAJO




6 LUMBO SEPARADOR



ELEVAC

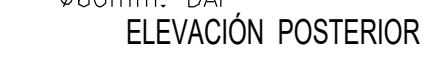


ESCALA 1:20



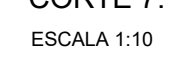
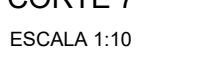
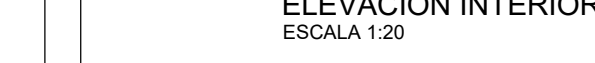
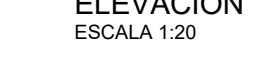


ELEVACION

ELEVACION
ESCALA 1:20



CORTE A



PLANTA

